

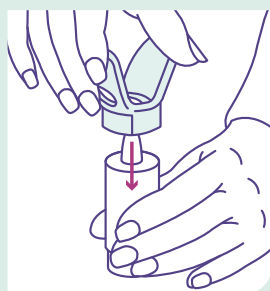
ComplEye

COMOD® bottle compliance aid

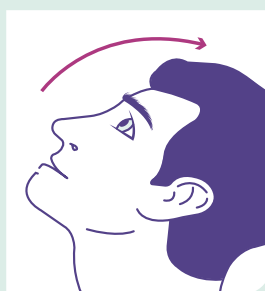
The ComplEye® is specifically created for the Hylo and Hycosan range of preservative-free eye drops. It is designed to help you with the stable positioning of the bottle over your eye, so you can accurately squeeze a drop into your eye.



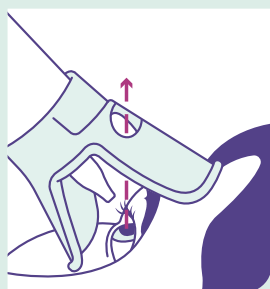
INSTRUCTIONS FOR USE



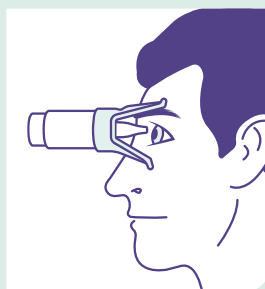
1. After washing your hands, place the bottle into the holder with the nozzle facing towards the eye piece.



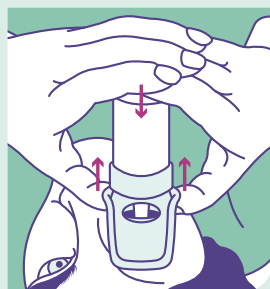
2. Lie down or sit down comfortably, remove the bottle cap and tilt your head back.



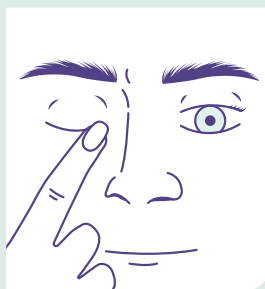
3. With the viewing hole of the aid facing upwards, use the aid to help you gently lower your bottom eye lid, or you can use your finger if you prefer.



4. The lower part of the ComplEye® should now be resting on your cheek bone and the top part of the ComplEye® should be resting on your brow bone.



5. When in position, place your thumbs either side of the eye piece, look up through the viewing hole and use your fingers to press and release one drop into the eye.



6. Unless your clinician has advised otherwise, close your eye and use one finger to gently press the inside corner of the eye for 30 seconds to help absorption.